

NutVision

O R C D

LEVELER


INTEGRATED ROLLER

ORCHARD
LEVELER

OLR-46



NutVision®
O R C D
LEVELER
INTEGRATED ROLLER



ORCHARD LEVELER

One of the most common challenges nut growers face when implementing mechanical harvesting is dealing with uneven orchard surfaces. These irregularities can cause nuts to be missed and require harvesting speeds to be reduced, decreasing overall efficiency.

A smooth, firm soil surface ensures better contact between the nuts and the harvesting equipment, enhancing the effectiveness of collection. This leads to faster harvests with fewer passes, saving time and fuel while improving nut quality and reducing nut damage caused by impacts.

NutVision Orchard Leveler is a range of products specifically designed to significantly improve orchard surfaces during pre-harvest preparations. Depending on your existing soil conditions and structure, you can choose from different models within the product line to achieve optimal results. All systems are engineered to meet diverse needs and work seamlessly together for maximum efficiency.

Thanks to its innovative design, the Orchard Leveler is not only highly effective but also remarkably simple to use. Its operation follows a clear, efficient process: the Leveler first cuts through and gathers soil towards the center, then pushes it back outward, seamlessly performing continuous cutting and filling. The rear smoothing plate or roller ensures stability while firming and flattening the ground with ease. Its curved, reversible cutting blades efficiently slice through soil, debris, and vegetation, much like a road grader blade. Additionally, the adjustable blade mounts, featuring slotted fittings, allow for quick and precise control of cutting depth, making adjustments effortless.



INTEGRATED ROLLER

3



Nut *Vision*®
"Level Up Your Harvesting Efficiency"

"Level Up Your Harvesting Efficiency"

DECIMALS $X \pm 0.8$
 $XX \pm 0.25$
 ANGLES ± 2 DEGREES

TOLERANCE ARE
 DIMENSIONS IN MILLIMETERS
 DECIMALS $X \pm 0$
 XX \pm
 ANGLES ± 2 DE
 FILLETS ARE
 .07 -

NutVision

ORCD

LEVELER

INTEGRATED ROLLER

ORCD LEVELER

The ideal tool for leveling orchard floors from side to side. The leveler knocks down the high spots and fills in the low areas with a single pass.



A well prepared orchard surface will increase the speed of mechanical harvesting and minimizes the need for manual labor to collect nuts left on the orchard surface.



Nisão, Lda (™)

Rua de Santa Ana à Lapa 5, Andar 1, Lisboa 1200-796 Portugal www.nisao.pt info@nisao.pt +351 213 420 742

NutVision

ORCD

LEVELER

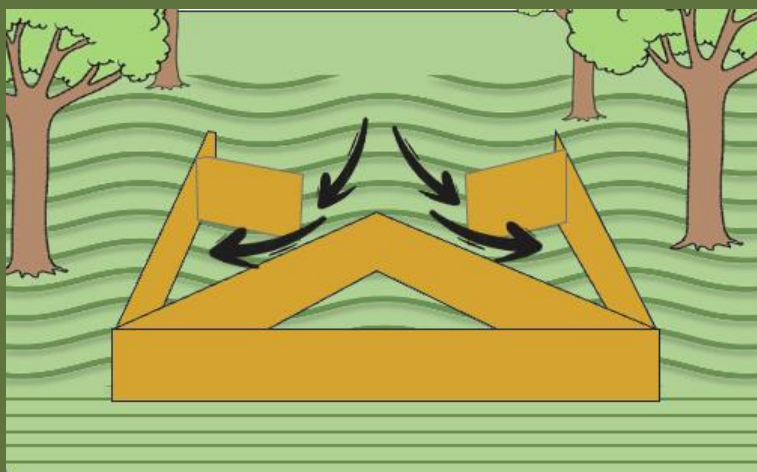
INTEGRATED ROLLER

ORCD LEVELER

The ideal tool for leveling orchard floors from side to side. The leveler knocks down the high spots and fills in the low areas with a single pass.



The concept is straightforward. Initially, the Orchard Leveler cuts through and gathers soil towards the center, followed by pushing the soil back outward, consistently cutting and filling. The rear smoothing plate or roller serves as a stabilizer, firming and flattening the ground. The curved reversible cutting blades effectively slice through soil, debris, and vegetation, functioning similarly to a road grader blade. The blade mounts have slots, allowing for adjustments to the cutting depth.



NutVision

ORCD

LEVELER

INTEGRATED ROLLER

ORCD LEVELER

The ideal tool for leveling orchard floors from side to side. The leveler knocks down the high spots and fills in the low areas with a single pass.

SIZING CHART

Model	Work Width	Overall Width	Overall Length	Weight	Tractor HP
OLR-24	2.4 m	2.6 m	2.6 m	700 kg	45 - 55
OLR-27	2.7 m	2.9 m	2.6 m	740 kg	50 - 60
OLR-30	3.0 m	3.2 m	2.6 m	780 kg	55 - 65
OLR-34	3.4 m	3.5 m	2.6 m	820 kg	60 - 70
OLR-37	3.7 m	3.8 m	2.6 m	865 kg	65 - 75
OLR-40	4.0 m	4.1 m	2.6 m	900 kg	70 - 80
OLR-43	4.3 m	4.4 m	2.6 m	940 kg	75 - 90
OLR-46	4.6 m	4.7 m	2.6 m	990 kg	80 - 95
OLR-49	4.9 m	5.0 m	2.6 m	1,020 kg	85 - 100
OLR-52	5.2 m	5.3 m	2.6 m	1,070 kg	90 - 105
OLR-54	5.4 m	5.6 m	2.6 m	1,100 kg	95 - 110

- Recommended Range for most walnut orchards.
- Choose according to your tree spacing, irrigation system, and tractor specifications.

NutVision

ORCD

LEVELER

INTEGRATED ROLLER

ORCD LEVELER

The ideal tool for leveling orchard floors from side to side. The leveler knocks down the high spots and fills in the low areas with a single pass.



Nisão, Lda (™)

Rua de Santa'Ana à Lapa 5, Andar 1, Lisboa 1200-796 Portugal www.nisao.pt info@nisao.pt +351 213 420 742

NutVision

ORCD

LEVELER

INTEGRATED ROLLER

ORCD LEVELER

The ideal tool for leveling orchard floors from side to side. The leveler knocks down the high spots and fills in the low areas with a single pass.

SPARES

NutVision Orchard Levelers are engineered to perform reliably for years, even under the most demanding conditions. Their heavy-duty frame and robust 3-point hitch system—compatible with Category 2 and 3 tractors—are constructed from specially reinforced, heat-treated steel that is virtually indestructible. The adjustable and replaceable metal blades, however, operate under intense friction as they interact with the soil. These blades endure significantly higher stress, especially when encountering hard materials such as rocks on the orchard surface.

Even though they are made from high-carbon steel, they will eventually require replacement after a certain period of use. The replacement interval depends on your specific soil conditions and the presence of large, abrasive rocks in your orchard. When needed, these precise and highly specialized components should be replaced with genuine **NutVision Orchard Leveler** Blades, which can be purchased along with your unit or ordered separately. Each blade comes pre-drilled with mounting holes tailored to fit your unit, allowing for quick and easy installation using standard tools.

Using aftermarket or non-original metal parts may compromise the performance of your Orchard Leveler and can potentially cause serious damage to the machine.



NutVision Original Replacement Parts

Nisã, Lda (")

Rua de Santa'Ana à Lapa 5, Andar 1, Lisboa 1200-796 Portugal www.nisao.pt info@nisao.pt +351 213 420 742

NutVision

ORCD

LEVELER

INTEGRATED ROLLER

ORCD LEVELER

The ideal tool for leveling orchard floors from side to side. The leveler knocks down the high spots and fills in the low areas with a single pass.


SPARES

No	Part Number	Quantity	Description
1	ORL46-MF-01-M0	1	Main Frame
2	ORL46-PP-01-R0	2	Tractor pull pins (lower link)
3	ORL46-PPL-01-R1	2	Tractor pull pin lockers (lower link)
4	ORL46-PPB-01-M1	2	Tractor pull pin bushes (lower link catagory changing)
5	ORL46-FBB-01-M2	2	Front side boundary blades
6	ORL46-TD-01-M3	2	Trasch door
7	ORL46-RBB-01-M4	2	Rear side boundary blades
8	ORL46-FB-01-M5	2	Front blades
9	ORL46-RB-01-M6	2	Rear blades
10	ORL46-MG-01-M7	1	Middle guide
11	ORL46-RR-01-M8	1	Rear roller
12	ORL46-MS-01-M9	1	Mud scrapper
13	ORL46-RRB-01-R2	2	Rear rollers bearing
14	ORL46-CB-01-R3	26	M12x40 carriage bolt (DIN603)
15	ORL46-HN-01-R4	64	M12 hexagon nut (DIN934)
16	ORL46-PW-01-R5	60	M12 plain washer (DIN125)
17	ORL46-SW-01-R6	60	M12 spring washer (DIN127)
18	ORL46-HHB-01-R7	8	M12x50 hexhead bolt (DIN933)
19	ORL46-SCHB-01-R8	28	M12x40 socket countersunk head bolt (DIN7991)
20	ORL46-HHB-02-R9	16	M14x50 hexhead bolt (DIN933)
21	ORL46-PW-02-R10	16	M14 plain washer (DIN125)
22	ORL46-SW-02-R11	8	M14 spring washer (DIN127)
23	ORL46-HN-02-R12	8	M14 hexagon nut (DIN934)

Ordering Spare Parts:

When ordering, make sure to provide your Model and Serial number listed on product plates.

All inquiries by email to:
support@nisao.pt



Product plates

Nisao, Lda (™)

Rua de Santa Ana à Lapa 5, Andar 1, Lisboa 1200-796 Portugal | www.nisao.pt | info@nisao.pt | +351 213 420 742

NutVision

ORCD

LEVELER

INTEGRATED ROLLER

ORCD LEVELER

The ideal tool for leveling orchard floors from side to side. The leveler knocks down the high spots and fills in the low areas with a single pass.

Thank you:

Thank you for purchasing a NutVision Orchard Leveler. Designed and manufactured by experienced walnut growers and a team of skilled engineers, this machine is built to help you create the ideal orchard surface—arguably one of the most valuable long-term investments in your orchard. A well-leveled surface not only improves visual appeal but also significantly enhances harvest speed and efficiency.

Usage Guidelines:

The NutVision Orchard Leveler performs best on uncompacted soils. If you are working on compacted ground with heavy vegetation or surface debris, we recommend making a preliminary pass with a light tiller, set to a depth of just a few centimeters. Do not deep till. Tilling will help break up and aerate the topsoil, creating optimal conditions for leveling.

For best results, avoid using the leveler in muddy or overly moist soil, and repeat the process as needed until the desired surface is achieved. Once the orchard is leveled, avoid driving heavy equipment over wet soil to prevent forming deep tire ruts.

Warranty:

NutVision Orchard Levelers are backed by a 1-year parts warranty, excluding:

- Damage caused by improper use,
- Normal wear and tear,
- Operating in conditions with large, abrasive rocks

The warranty is void if:

- The unit is modified without authorization
- Parts or the product nameplate are removed or altered
- The original paint is changed
- Non-original replacement parts are used

Support:

For user manuals, maintenance instructions, and additional support, please visit the NutVision website or contact us via the email address below. You will be asked to register an account to access support documentation.

www.nisao.pt/support-olr
support@nisao.pt

Happy harvests!

Wishing you many smooth and successful season from all of us at NutVision.

